



SIAT

M. J. MAILLIS GROUP


XL35 / XL36

Carton Sealing Machines

Upper side application tape




Strong lifting structure




Bottom side application tape

Engine enhanced



Reinforced frame

Aluminium telescopic legs



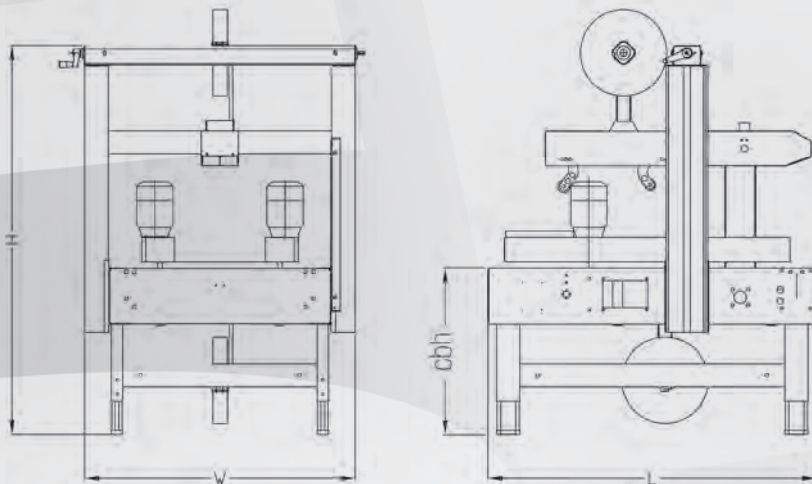
CE

for more details:



XL35 is a semi-automatic sealing machine with manual adjustment. Easy to use and simple to adjust, it allows the perfect sealing of the top and bottom of boxes with adhesive tape. The side drive belts are provided with a self-centering screw adjustment device.

XL35 model has been designed in compliance with CE regulations.



other languages: www.siat.com



> **Machine dimensions**

Dimensioni macchina
Machinemessungen
Dimensions machine
Dimensiones de máquina

Size / Weigth packaging			LxWxH
> XL35	185	220	120x106x116
> XL36	210	245	124x124x140

> **XL35**

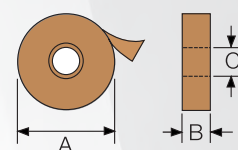
	Min.	Max
L	938	-
W	1140	-
H	1250	1590
cbh	480	820
AS 77	580	920
AS 80	680	1020

> **XL36**

	Min.	Max
L	1080	-
W	1140	-
H	1330	1630
cbh	480	820
AS 77	580	920
AS 80	680	1020

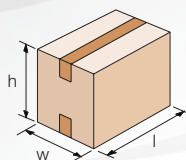
> **Taping units**

Unità nastranti
Verschliesseinheiten
Unitée enrubanneuses
Unidades de precinto



> **Box dimensions**

Dimensioni delle scatole
Kartonabmessungen
Dimensions des boîtes
Dimensiones de cajas



> **XL35**

	K11 / K12	
	Min.	Max
l	150	∞
w	130 / 140	500
h	100	500

> **XL36**

	K12	
	Min.	Max
l	150	∞
w	140	650
h	100	650

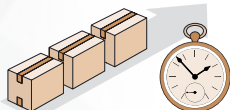
	K11/ K12	
	mm	
A	410 Max	
B	50 / 75	
C	76	

> **XL35/4**

	K11	
	Min.	Max
l	150	∞
w	105	500
h	100	500

> **Production capacity**

Capacità di produzione
Produktionskapazität
Capacité de production
Capacidad de producción



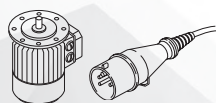
> XL35 / XL35/4	Bph
Max pcs.*	1200

> XL36	Bph
Max pcs.*	1200

* Always based on shorter manageable box

> **Standard voltage**

Voltaggio standard
Standardspannung
Tension standard
Voltaje estándar



> **XL35 / XL35/4**

380/400V - 50Hz - 3F	
440V - 60Hz - 3F	
Amps	1,08
Power kW	0,26
Phase	3Ph + PE

> **XL36**

380/400V - 50Hz - 3F	
440V - 60Hz - 3F	
Amps	1,08
Power kW	0,26
Phase	3Ph + N + PE

> **Optionals**

Accessori
Zubehör
Accessories
Accesorios

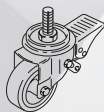
> **AS80**

Higher legs
Set gambe più alte
Höhere Stützen
Pieds plus hauts
Patas más altas



> **AS77**

Castors
Set ruote
Rädchen
Roulettes
Ruedas



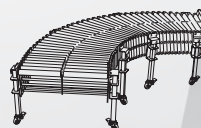
> **RG**

Roller conveyor
Piani a rulli
Rollenbahnen
Plans à rouleaux
Rodillos libres



> **GTL - GTR**

Extendable conveyor
Rulliera estensibile
Ausziehbare rollenbahnen
Convoyeur extensible
Rodillos extensibles



> **K-125 / K-250**

Inkjet printer
Stampante ad inchiostro
Tintenstrahldrucker
Marqueur à jet d'encre
Impresora de inyección de tinta

